

PM1: Safety



Florida Department of Transportation Office of Policy Planning

MAP-21 Performance Management

March 2021

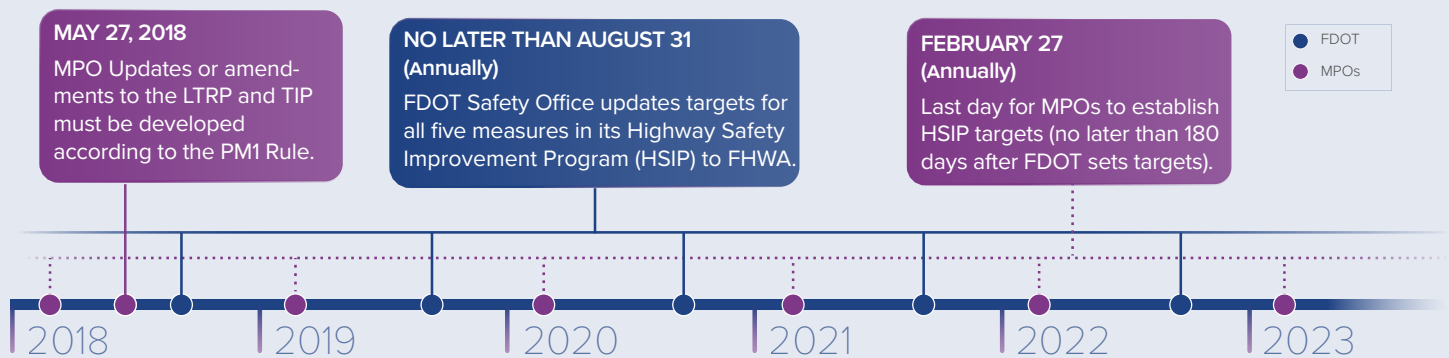
OVERVIEW

The first of the performance measures rules issued by Federal Highway Administration (FHWA) became effective on April 14, 2016, establishing measures to assess the condition of road safety. This fact sheet summarizes the requirements of this rule, the targets that the Florida Department of Transportation (FDOT) selected to meet them, and the role of the Metropolitan Planning Organizations (MPO) under this rule.*

PERFORMANCE MEASURES – APPLICABLE TO ALL PUBLIC ROADS

NUMBER OF FATALITIES	The total number of persons suffering fatal injuries in a motor vehicle crash during a calendar year.	COORDINATION WITH OTHER PLANS
RATE OF FATALITIES	The total number of fatalities per 100 million vehicle miles traveled (VMT) in a calendar year.	<p>Updates to FDOT’s Florida Transportation Plan (FTP) and MPO’s Long-Range Transportation Plans (LRTP) must include most recently reported safety performance data and targets.</p> <p>Updates to the Statewide Transportation Improvement Program (STIP) and Transportation Improvement Programs (TIP) must include a description of how the STIP/TIP contributes to achieving safety performance targets in the FTP/LRTP.</p>
NUMBER OF SERIOUS INJURIES	The total number of persons suffering at least one serious injury in a motor vehicle crash during a calendar year.	
RATE OF SERIOUS INJURIES	The total number of serious injuries per 100 million VMT in a calendar year.	
NUMBER OF NON-MOTORIZED FATALITIES AND NON-MOTORIZED SERIOUS INJURIES	The combined total number of non-motorized fatalities and non-motorized serious injuries involving a motor vehicle during a calendar year.	

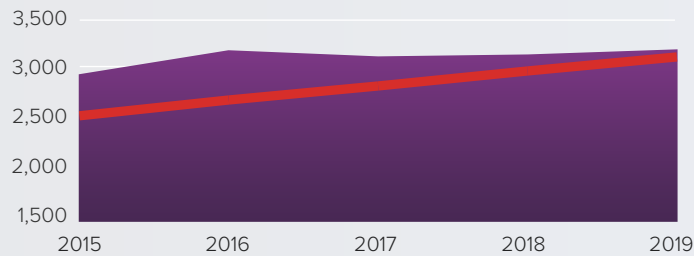
TIMELINE



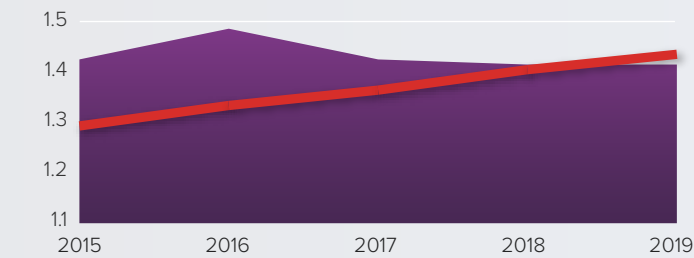
* Please refer to the fact sheet addressing *MPO Requirements* for information about MPO targets and planning processes.

EXISTING STATEWIDE CONDITIONS

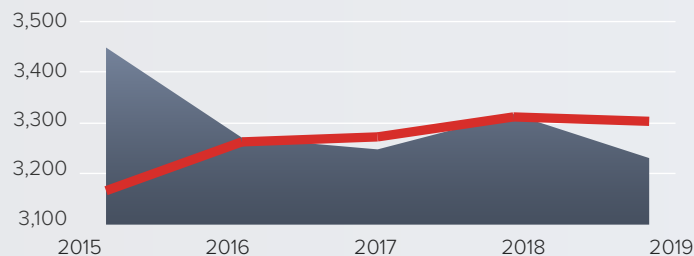
ANNUAL FATALITIES



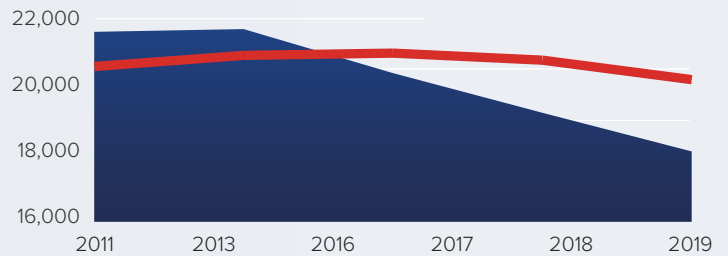
FATALITY RATE (PER HUNDRED MILLION VMT)



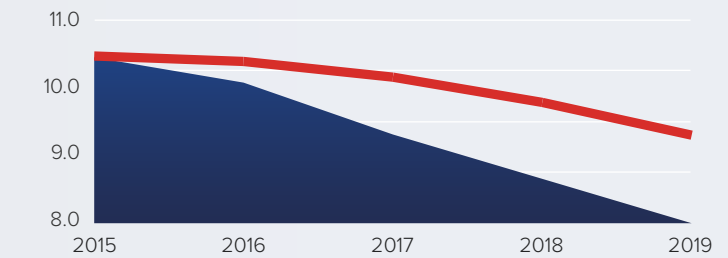
NUMBER OF NON-MOTORIZED COMBINED



ANNUAL SERIOUS INJURIES



SERIOUS INJURY RATE (PER HUNDRED MILLION VMT)



Source: FLHSMV, 2020.

STATEWIDE TARGETS

- » FDOT annually establishes statewide safety targets for the following calendar year as part of the HSIP Annual Report, which must be submitted by August 31 each year.
- » Targets are applicable to all public roads regardless of functional classification or ownership.

Given FDOT's firm belief that every life counts, the target set for all safety performance measures is **ZERO**.

MPO TARGETS

MPOs have the option of supporting the statewide targets or establishing their own targets for the MPO planning area. MPOs must set their targets within 180 days after FDOT sets the statewide targets. MPOs must annually update their targets by February 27 of each year.

ASSESSMENT OF SIGNIFICANT PROGRESS

FHWA considers a state to have met or made significant progress when at least four out of the five safety performance targets are met or the actual outcome for the safety performance target is better than baseline performance.

Based on FHWA's review, Florida is making progress towards achieving the targets established for serious injuries but not yet for fatalities or non-motorized users. As requested by FHWA, FDOT has developed an HSIP Implementation Plan to highlight additional strategies it will undertake in support of these targets.

FHWA will not assess MPO target achievement. However, FHWA and Federal Transit Administration (FTA) will review MPO adherence to performance management requirements as part of periodic transportation planning process reviews, including the Transportation Management Area (TMA) MPO certification reviews, reviews of adopted and amended LRTPs, and approval of MPO TIPs.

FOR MORE INFORMATION PLEASE CONTACT

Scott Philips, Statewide Metropolitan Planning Analyst
Florida Department of Transportation Office of Policy Planning
Scott.Philips@dot.state.fl.us | (850) 414-4801