



RESOLUTION # 23-13

Performance Measure Targets: Safety (PM1), Bridge and Pavement (PM2), System Performance (PM3), and Transit Asset Management (TAM)

A RESOLUTION, adopting the Florida Department of Transportation (FDOT) Safety (PM1), Bridge and Pavement (PM2), System Performance (PM3), and Transit Asset Management (TAM) performance measures and targets for Calendar Year 2023 and agrees to plan and program projects so that they contribute toward the accomplishment of the FDOT targets and Space Coast Area Transit, 2022 Transit Asset Management (TAM) Plan

WHEREAS, the Space Coast Transportation Planning Organization (TPO) is the designated and constituted body responsible for the urban transportation planning and programming process for the Palm Bay-Melbourne and Titusville Urbanized Areas; and

WHEREAS, the Fixing Americas Surface Transportation Act, and the continuing Moving Ahead for Progress in the 21st Century's (MAP-21) overall performance management approach, requires state Department of Transportation's to establish performance measures in a number of areas, including setting performance measures and targets; and

WHEREAS, on October 1, 2016, the Transit Asset Management rule from the Federal Transit Administration became effective, applying to all recipients and subrecipients of Federal transit funding that own, operate, or manage public transportation capital assets; and

WHEREAS, public transportation providers are required to set and report transit targets annually and share with TPO, for the purpose of being incorporated into the Transportation Improvement Program (TIP) and Long Range Transportation Plan (LRTP); and

WHEREAS, the Florida Department of Transportation has adopted Safety (PM1), Bridge and Pavement (PM2), and System Performance (PM3), performance measures and targets for Calendar Year 2023, as reflected in Attachment "A"; and

WHEREAS, the Space Coast Area Transit (Transit) has set and adopted a Transit Asset Management (TAM) plan with performance measures and targets for rolling stock, equipment, infrastructure and facilities; and

WHEREAS, the TPO wishes to establish and adopt its Safety, Bridge and Pavement, System Performance, and TAM performance measures and targets as those of the FDOT and Transit; and agrees to work with the State, Transit, and stakeholders to address areas of concern within the metropolitan planning area and into the necessary planning processes and documents.



Space Coast Transportation Planning Organization

NOW THEREFORE, BE IT RESOLVED by the Space Coast Transportation Planning Organization to adopt the FDOT's Safety (PM1), Bridge and Pavement (PM2), System Performance (PM3), and Space Coast Area Transit 2022 Transit Asset Management (TAM) performance measures and targets.

Passed and duly adopted at a regular meeting of the Space Coast Transportation Planning Organization Governing Board on the 9th day of February, 2023.

Certificate

The undersigned duly qualified as Vice Chair of the Space Coast Transportation Planning Organization Governing Board certifies that the foregoing is a true and correct copy of a Resolution adopted at a legally convened meeting of the Space Coast Transportation Planning Organization Governing Board.

By: _____

Andrea Young
SCTPO Governing Board Chair

By: _____

Georganna Gillette
SCTPO Governing Board Assist. Secretary



Resolution No. 23-13 Attachment A

Performance Measure 1 – Safety: Space Coast TPO’s Conditions and Performance



Safety Performance Measure	Brevard County ¹	State of Florida ²	Target
Annual Fatalities	103	3,774	0
Annual Fatality Rate (Per 100 million VMT) ³	1.53	1.73	0
Annual Serious Injuries	420	250,291	0
Annual Serious Injury Rate (Per 100 million VMT) ³	6.23	115.04	0
# of Non-Motorized Fatalities	36	1,040	0
# of Non-Motorized Serious Injuries	66	13,277	0

¹ Brevard County crash data is summarized from the Signal 4 Analytics (S4) crash database

² State of Florida crash data was obtained from the FDOT Highway Safety and Motor Vehicles (FHSMV) Crash Dashboard




³ The Daily Vehicle Miles Traveled (DVMT) for Brevard County and the State of Florida was determined from the FDOT Transportation Data and Analytics Office

Performance Measure 2 - Bridge and Pavement Condition: Space Coast TPO’s Performance and Targets

Infrastructure Performance Measure	Brevard County (2021)	Statewide Baseline (2021)	2023 Statewide Target	2025 Statewide Target	
 PAVEMENT	Interstate Pavement GOOD Condition	85.1%	64.1%	50.0%	50.0%
	Interstate Pavement POOR Condition	0.0%	1.4%	10.0%	10.0%
 BRIDGE	Non-Interstate NHS Pavement GOOD Condition	54.0%	70.4%	60.0%	60.0%
	Non-Interstate NHS Pavement POOR Condition	0.3%	0.7%	5.0%	5.0%
	NHS Bridges (by deck area) GOOD Condition	53.7%	47.5%	40.0%	40.0%
	NHS Bridges (by deck area) POOR Condition	0.6%	1.1%	5.0%	5.0%



Performance Measure 3 – System Performance: Space Coast TPO’s Performance and Targets

	Performance Measure	Brevard County (2021)	Statewide Baseline (2021)	2023 Statewide Target	2025 Statewide Target
	% of person-miles traveled on the Interstate that are reliable	100.0%	87.5%	75%	70%
	% of person-miles traveled on the Non-Interstate NHS that are reliable	94.5%	92.9%	50%	50%
	Truck travel time reliability index	1.08	1.38	1.75	2.00

Transit Asset Management (TAM): Targets for Space Coast Area Transit

Please visit the following website to download and view the Space Coast Area Transit’s Transit Asset Management Plan that includes performance measures for the four asset categories of rolling stock, equipment, transit infrastructure and facilities.

www.spacecoasttpo.com/what-we-do/planning/transit-plans