

# PM2: Bridge and Pavement



Florida Department of Transportation Office of Policy Planning

## MAP-21 Performance Management

April 2022

### OVERVIEW

The second of the performance measures rules issued by Federal Highway Administration (FHWA) became effective on May 20, 2017, establishing measures to assess the condition of the pavements and bridges on the National Highway System (NHS). This fact sheet summarizes the requirements of this rule, the targets Florida Department of Transportation (FDOT) selected to meet them, and the role of the Metropolitan Planning Organizations (MPO) under this rule.\*

### PAVEMENT PERFORMANCE MEASURES

- » Percentage of pavements on the Interstate System in **GOOD** condition.
- » Percentage of pavements on the Interstate System in **POOR** condition.
- » Percentage of pavements on the non-Interstate NHS in **GOOD** condition.
- » Percentage of pavements on the non-Interstate NHS in **POOR** condition.

### BRIDGE PERFORMANCE MEASURES

- » Percentage of NHS bridges (by deck area) classified as in **GOOD** condition.
- » Percentage of NHS bridges (by deck area) classified as in **POOR** condition.

#### GOOD CONDITION

Suggests no major investment is needed.

#### POOR CONDITION

Suggests major investment is needed.

### TIMELINE

**FIRST** Performance Period  
(January 1, 2018 to December 31, 2021)

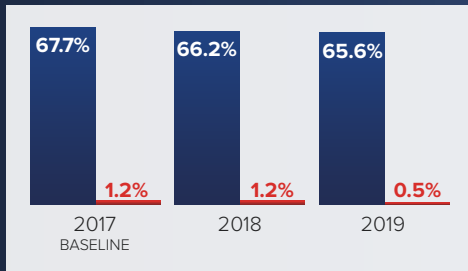
**SECOND** Performance Period  
(January 1, 2022 to December 31, 2025)



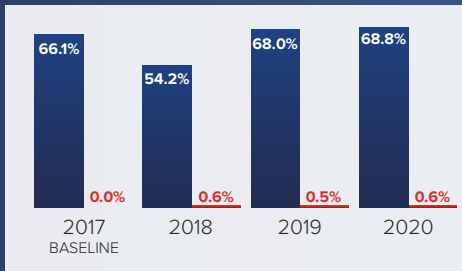
\* Please refer to the fact sheet addressing *MPO Requirements* for information about MPO targets and planning processes.

# EXISTING STATEWIDE CONDITIONS

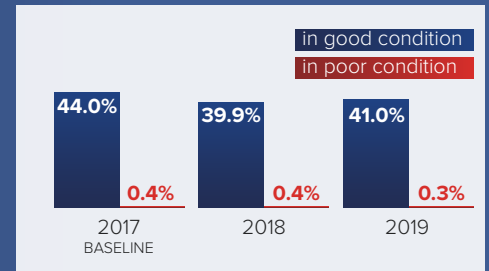
## NHS Bridges



## Interstate Pavements



## Non-Interstate NHS Pavements



Source: FDOT.

## STATEWIDE TARGETS

FDOT established 2- and 4-year targets on May 18, 2018 for the full extent of the NHS in Florida. Two-year targets reflect the anticipated performance level at the mid point of each performance period, while 4-year targets reflect it for the end of the performance period.

Performance Measure	2-Year Target	4-Year Target
<i>Pavement</i>		
% of Interstate pavements in <b>GOOD</b> condition	Not required	≥ 60%
% of Interstate pavements in <b>POOR</b> condition	Not required	≤ 5%
% of non-Interstate NHS pavements in <b>GOOD</b> condition	≥ 40%	≥ 40%
% of non-Interstate NHS pavements in <b>POOR</b> condition	≤ 5%	≤ 5%
<i>Bridge</i>		
% of NHS bridges (by deck area) classified in <b>GOOD</b> condition	≥ 50%	≥ 50%
% of NHS bridges (by deck area) classified in <b>POOR</b> condition	≤ 10%	≤ 10%

Note: Two-year targets were not required for Interstate pavement condition for the first performance period, but will be required for the second and subsequent performance periods.

## MPO TARGETS

MPOs have the option of supporting the statewide targets or establishing their own targets for the MPO planning area. MPOs must set their targets within 180 days after FDOT sets the statewide targets. MPOs set pavement and bridge targets for the first performance period by November 14, 2018. FDOT will set the targets for the second 4-year performance period by October 1, 2022, after which the MPOs will have 180 days to set their targets.

## ASSESSMENT OF SIGNIFICANT PROGRESS

Beginning in 2020 and continuing every two years thereafter, FHWA will determine if FDOT has made significant progress toward the achievement of each 2-year or 4-year applicable statewide target if either:

- » The actual condition/performance level is better than the baseline condition/performance; or
- » The actual condition/performance level is equal to or better than the established target.

In January 2021, FHWA determined Florida had made significant progress toward the two-year bridge and pavement targets based on reported data for 2018 and 2019. FHWA will not directly assess MPO progress toward meeting their targets. Rather, it will do so through the periodic transportation planning reviews, including the Transportation Management Area (TMA) MPO certification reviews and reviews of adopted/amended LRTPs and TIPs.

## MINIMUM CONDITIONS

Every year, FHWA will assess if FDOT is meeting the statewide minimum condition requirements. If it is not, FDOT must obligate funds to meet minimum requirements.

### FDOT IS ON TRACK TO MEET MINIMUM CONDITION REQUIREMENTS

- » **Pavement:** No more than 5 percent of the Interstate System in *Poor* condition for most recent year. ✓
- » **Bridge:** No more than 10 percent of total deck area of NHS bridges classified as Structurally Deficient (*Poor* condition) for three consecutive years. ✓

## FOR MORE INFORMATION PLEASE CONTACT

Erika Thompson, Statewide Metropolitan Planning Coordinator

Florida Department of Transportation

erika.thompson@dot.state.fl.us | (850) 414-4807